



**Round 4**  
**Maitland - NSW**  
**25 & 26 May 2024**

**THOR**


**THOR MX1**  
**Moto 1**

Date: **25/05/24**  
 Event: **R06**  
 Weather: **Cloudy - Temp: 17.9C**  
 Track: **Good**

Started at: **13:30:03**  
 Laps: **25 Min + 1 Lap**  
 Starters: **38**  
 Posted at: **14:06**

**PROVISIONAL CLASSIFICATION**

Pos	No	Name	Machine	Laps	Race Time	Behind Leader	Behind Prev	Fastest Lap	On Lap
1	199	Nathan CRAWFORD (QLD) / KTM Racing Team	KTM SXF 450	16	28:16.028			1:44.935	5
2	14	Jed BEATON (VIC) / CDR Yamaha Monster Energy	Yamaha YZF 450	16	28:21.207	5.179	5.179	1:44.772	2
3	4	Luke CLOUT (NSW) / Empire Kawasaki	Kawasaki KX 450	16	28:38.798	22.770	17.591	1:46.439	4
4	5	Kirk GIBBS (QLD) / GASGAS Racing Team	GasGas MC 450	16	28:48.956	32.928	10.158	1:46.499	4
5	96	Kyle WEBSTER (VIC) / Team HRC Honda Racing Australia / Boost Mobile	Honda CRF 450	16	29:05.820	49.792	16.864	1:45.614	5
6	24	Brett METCALFE (SA) / Penrite GO24 / Green Team Racing / 3D Siteworx / MX Store / Rat Racing	Kawasaki KX 450	16	29:07.816	51.788	1.996	1:48.467	5
7	47	Todd WATERS (QLD) / Raceline Husqvarna Tdub Racing Team / Terriquip / Motorex / Maxxis / WP	Husqvarna FC 450	16	29:11.714	55.686	3.898	1:47.479	2
8	8	Zachary WATSON (QLD) / Rising M-sports / Husqvarna / APO / Dritimes / Forth / Fist / Dixon / ATR	Husqvarna FC 450	16	29:29.423	1:13.395	17.709	1:48.256	3
9	81	Joel EVANS (QLD) / MXstore / Brisbane M-cycles / Viking Industrial / Bluefin LED / UNIT / Maxxis	Yamaha YZF 450	16	29:40.774	1:24.746	11.351	1:50.802	7
10	25	Blake FOX (NSW) / Dubbo City M-c / Thor / Spy / Michelin / Chris Woods Perform. / Tracserv	KTM SXF 450	16	29:50.465	1:34.437	9.691	1:49.210	4
11	11	Bailey MALKIEWICZ (VIC) / WBR / Seven / Serco / Maxxis / 100% / Alpinestars	Yamaha YZF 450	16	29:50.502	1:34.474	.037	1:51.185	5
12	102	Matt MOSS (NSW) / Elliott Bros GASGAS Racing	GasGas MC 450	16	30:01.294	1:45.266	10.792	1:50.705	2
13	162	Luke ZIELINSKI (QLD) / Raceline Perform. / Trac-Rite Suspension / TDub / MX Store / Lusty Industries	Husqvarna FC 450	15	28:18.517	1 Lap		1:51.880	5
14	38	Bryce OGNENIS (VIC) / Worxx Carpentry / Xtreme MX Gear / SWS Imports / Krooztune / Moto GC	Husqvarna FC 450	15	28:23.677	1 Lap	5.160	1:52.692	4
15	52	Jyle CAMPBELL (NSW) / R & D Husky / Lusty Industries / Holeshoot Graphics / Factory Spec	Husqvarna FC 250	15	28:25.552	1 Lap	1.875	1:51.761	4
16	202	Connor ROSSANDICH (NSW) / HSC Global / Apro M-sports / Hostile Handwear / New Image Landscapes	KTM SXF 450	15	28:26.161	1 Lap	.609	1:51.926	3
17	28	Cooper HOLROYD (NSW) / Lusty Industries / Truckserv / MX Express / Apro M-sport / Pro Image	Yamaha YZF 450	15	28:27.872	1 Lap	1.711	1:52.362	5
18	215	Liam JACKSON (QLD) / Elliott Bros / MPE / McLeod Access. / Choice Susp. / Oates Mx / JW Jackson & Sons	GasGas MC 450	15	28:33.604	1 Lap	5.732	1:52.036	4
19	70	Ben NOVAK (NSW) / Honda Motorcycling Australia / Fly Racing	Honda CRF 450	15	28:35.236	1 Lap	1.632	1:53.384	6
20	23	Levi ROGERS (QLD) / Caloundra Motorcycle Centre	Beta RX 450	15	28:43.197	1 Lap	7.961	1:47.567	3
21	49	Cody O'LOAN (QLD) / Moto 1 M-cycles / Underclass / Midas Tyres / Link Logic / Neilsens Painting	Honda CRF 450	15	28:43.819	1 Lap	.622	1:52.908	4
22	84	Siegah WARD (SA) / Ride Red Privateer Program / Seamaydence / AEC / Dunlop / Pitman M-cycles	Honda CRF 450	15	28:49.969	1 Lap	6.150	1:53.833	6
23	415	Cody SCHAT (QLD) / PJS T-port / MXRP / FLY / Bridgestone / 6D / Moto1 / Rynopower / Tech 167	KTM SXF 450	15	28:54.662	1 Lap	4.693	1:54.344	5

  
 Chief Timekeeper - Scott Laing

  
 Race Director - Mark Hancock



[www.computime.com.au](http://www.computime.com.au)  
**COMPUTIME RACE TIMING SYSTEMS PTY LTD**





**Round 4**  
**Maitland - NSW**  
**25 & 26 May 2024**

**THOR**

**THOR MX1**  
**Moto 1**

Date: 25/05/24  
 Event: R06  
 Weather: Cloudy - Temp: 17.9C  
 Track: Good

Started at: 13:30:03  
 Laps: 25 Min + 1 Lap  
 Starters: 38  
 Posted at: 14:06

**PROVISIONAL CLASSIFICATION**

Pos	No	Name	Machine	Laps	Race Time	Behind Leader	Behind Prev	Fastest Lap	On Lap
24	56	Riley STEPHENS (NSW) / Honda Genuine Ride Red	Honda CRF 450	15	29:06.870	1 Lap	12.208	1:53.483	3
25	51	Robbie MARSHALL (QLD) / EFS Racing / Sheds N Homes / MPE	Husqvarna FC 450	15	29:09.935	1 Lap	3.065	1:54.004	4
26	42	Brock NINNESS (NSW) / Team NAMI / Aektiv / Bell / Oakley / Alpinestars / Shock Treatment Susp.	KTM SXF 450	15	29:17.378	1 Lap	7.443	1:56.208	3
27	40	Kye ORCHARD (QLD) / Brisbane M-cycles / J&M Orchard Carpentry / Shield Building Approvals	Yamaha YZF 450	15	29:23.062	1 Lap	5.684	1:54.833	5
28	29	Navrin GROTHUES (QLD) / 2NINE M-sports / A1 Accessories / Furious Fitness Mareeba / Maxxis / Motorex	Yamaha YZF 450	15	29:34.447	1 Lap	11.385	1:55.679	4
29	331	Jackson MITCHELL (NSW)	GasGas MC 450	15	29:34.705	1 Lap	.258	1:55.998	5
30	7	Harrison FOSTER (NSW) / Hunter Valley Steel / Hunter Valley M-sports / Team Green Kawasaki Aust.	Kawasaki KX 450	15	29:45.327	1 Lap	10.622	1:54.266	4
31	241	Levi SAYER (NSW)	Yamaha YZF 250	14	28:26.882	2 Laps		1:59.161	2
32	86	Jett KIPPS (VIC) / Winner M-c / Peter Stevens M-c / KTM Aust. / Gas Imports / Michelin / Thor	KTM SXF 450	14	28:45.229	2 Laps	18.347	1:58.921	2
33	71	Seth JACKSON (VIC) / BetterByDirt	KTM SXF 450	14	28:53.170	2 Laps	7.941	1:59.981	3
34	31	James DAVISON (NSW) / R31 / Mountain Raceshop / MCAS Canberra	Kawasaki KX 450	14	29:14.769	2 Laps	21.599	2:01.009	3
35	168	Zhane DUNLOP (QLD) / Brisbane M-c / 00 Elite Rider Trng / Fly Racing / Costanzo Racing Tuned / Fly	KTM SXF 450	14	29:30.269	2 Laps	15.500	1:56.569	10
36	15	Seth HARDMAN (NSW) / Beard Brothers M-c / 24/7 Eng. / Alpinestars / Rival Ink / EKS Brand / Motul	KTM SXF 450	14	30:04.818	2 Laps	34.549	2:01.357	4
37	21	Lachlan FOSTER (NSW) / Hunter Valley Steel / Hunter Valley M-sports / Team Green Kawasaki Aust.	Kawasaki KX 450	14	30:17.415	2 Laps	12.597	2:02.366	3
DNF	32	Joel CIGLIANO (NSW) / Mick Muldoon M-c / Pro-Moto Susp. / Rekluse / Bolt Everywhere / JSC Earthworx	Kawasaki KX 450	0		15 Laps			

Fastest Lap was 1:44.772 by 14 Jed BEATON (VIC)

The results are provisional until the expiration of the time limit for protests and appeals.

  
 Chief Timekeeper - Scott Laing

  
 Race Director - Mark Hancock





**Round 4**  
**Maitland - NSW**  
**25 & 26 May 2024**

**THOR**

**THOR MX1**  
**Moto 1**

Date: **25/05/24**  
Event: **R06**  
Weather: **Cloudy - Temp: 17.9C**  
Track: **Good**

Started at: **13:30:03**  
Laps: **25 Min + 1 Lap**  
Starters: **38**  
Posted at: **14:06**

**PROVISIONAL LAP TIMES**

No	Name	Lap 1	Lap 2	Lap 3	Lap 4	Lap 5	Lap 6	Lap 7	Lap 8	Lap 9	Lap 10
4	Luke CLOUT (NSW)	1:33.335	1:47.434	1:46.915	<b>1:46.439</b>	1:46.915	1:46.770	1:48.974	1:48.127	1:48.366	1:48.505
10		1:48.286	1:48.059	1:48.153	1:49.773	1:50.059	1:52.688				
5	Kirk GIBBS (QLD)	1:30.131	1:48.400	1:48.782	<b>1:46.499</b>	1:48.896	1:47.879	1:48.822	1:48.990	1:48.620	1:47.722
10		1:48.083	1:48.214	1:48.698	1:50.460	1:51.723	1:57.037				
7	Harrison FOSTER (NSW)	1:44.267	2:06.666	1:54.949	<b>1:54.266</b>	1:56.300	1:57.370	1:56.618	2:01.640	2:02.422	2:04.265
10		2:00.262	2:02.289	1:59.816	2:02.261	2:01.936					
8	Zachary WATSON (QLD)	1:34.201	1:48.831	<b>1:48.256</b>	1:48.951	1:48.874	1:49.390	1:51.754	1:51.641	1:51.869	1:53.853
10		1:53.105	1:54.242	1:51.904	1:52.512	1:54.685	1:55.355				
11	Bailey MALKIEWICZ (VIC)	1:36.320	1:51.359	1:52.877	1:52.741	<b>1:51.185</b>	1:51.826	1:52.011	1:53.836	1:52.879	1:51.871
10		1:54.394	1:54.330	1:54.936	1:53.870	1:52.929	1:53.138				
14	Jed BEATON (VIC)	1:31.064	<b>1:44.772</b>	1:45.856	1:46.176	1:46.111	1:47.012	1:47.810	1:48.354	1:47.763	1:47.668
10		1:47.162	1:48.152	1:47.891	1:47.783	1:47.729	1:49.904				
15	Seth HARDMAN (NSW)	1:52.466	2:05.684	2:03.531	<b>2:01.357</b>	2:08.225	2:10.119	2:06.955	2:10.631	2:15.649	2:13.680
10		2:12.333	2:12.616	2:14.127	2:17.445						
21	Lachlan FOSTER (NSW)	1:53.843	2:06.150	<b>2:02.366</b>	2:04.066	2:06.792	2:09.786	2:08.541	2:15.317	2:14.551	2:24.068
10		2:15.769	2:09.262	2:14.026	2:12.878						
23	Levi ROGERS (QLD)	1:34.769	1:48.816	<b>1:47.567</b>	1:50.094	1:49.550	1:51.234	1:50.247	1:54.574	2:13.047	2:17.003
10		2:00.099	1:56.388	1:52.848	1:59.007	1:57.954					
24	Brett METCALFE (SA)	1:36.509	1:51.314	1:49.390	1:49.486	<b>1:48.467</b>	1:49.586	1:49.228	1:49.678	1:49.157	1:50.828
10		1:50.816	1:49.827	1:51.625	1:51.090	1:50.162	1:50.653				
25	Blake FOX (NSW)	1:35.163	1:51.131	1:50.142	<b>1:49.210</b>	1:51.478	1:54.483	1:55.695	1:54.202	1:52.923	1:53.929
10		1:53.898	1:55.910	1:53.912	1:53.331	1:52.643	1:52.415				
28	Cooper HOLROYD (NSW)	1:39.472	1:54.453	1:54.684	1:53.503	<b>1:52.362</b>	1:53.848	1:53.938	1:54.266	1:57.532	1:55.281
10		1:54.175	1:55.177	1:55.712	1:56.553	1:56.916					
29	Navrin GROTHUES (QLD)	1:46.182	1:56.969	1:56.160	<b>1:55.679</b>	1:57.004	1:56.459	1:56.410	1:56.892	2:12.696	2:02.281
10		2:00.111	2:00.401	1:59.381	1:59.927	1:57.895					
31	James DAVISON (NSW)	1:53.144	2:03.431	<b>2:01.009</b>	2:01.095	2:01.638	2:04.883	2:10.964	2:07.455	2:07.936	2:09.334
10		2:08.994	2:09.564	2:07.707	2:07.615						
38	Bryce OGNENIS (VIC)	1:38.530	1:54.301	1:53.552	<b>1:52.692</b>	1:53.286	1:54.631	1:53.987	1:52.950	1:53.672	1:55.298
10		1:56.470	1:54.828	1:55.801	1:55.784	1:57.895					
40	Kye ORCHARD (QLD)	1:45.949	1:55.204	1:54.879	1:56.297	<b>1:54.833</b>	1:55.370	1:55.801	1:58.522	1:59.871	2:00.923
10		2:06.676	2:00.790	1:58.924	2:01.609	1:57.414					
42	Brock NINNESS (NSW)	1:44.326	1:56.360	<b>1:56.208</b>	1:56.928	1:57.433	1:57.144	1:58.035	1:57.601	1:56.683	1:58.191
10		1:58.540	1:59.730	1:57.707	2:00.082	2:02.410					
47	Todd WATERS (QLD)	1:33.624	<b>1:47.479</b>	1:48.723	1:49.897	1:49.167	1:49.109	1:49.002	1:49.719	1:49.162	1:50.381
10		1:49.685	1:52.835	1:53.197	1:53.518	1:53.161	1:53.055				
49	Cody O'LOAN (QLD)	1:44.948	1:54.515	1:54.508	<b>1:52.908</b>	1:53.030	1:55.247	1:54.854	1:54.616	1:55.039	1:55.926
10		1:56.450	1:59.034	1:58.331	1:56.678	1:57.735					
51	Robbie MARSHALL (QLD)	1:46.363	1:56.070	1:54.207	<b>1:54.004</b>	1:54.951	1:55.680	1:55.769	1:55.411	1:58.169	1:57.234
10		2:02.713	2:02.200	1:58.655	1:58.120	2:00.389					

*Scott Laing*  
Chief Timekeeper - Scott Laing

*Mark Hancock*  
Race Director - Mark Hancock





**Round 4**  
**Maitland - NSW**  
**25 & 26 May 2024**

**THOR**

**THOR MX1**  
**Moto 1**


Date: 25/05/24  
Event: R06  
Weather: Cloudy - Temp: 17.9C  
Track: Good

Started at: 13:30:03  
Laps: 25 Min + 1 Lap  
Starters: 38  
Posted at: 14:06

**PROVISIONAL LAP TIMES**

No	Name	Lap 1	Lap 2	Lap 3	Lap 4	Lap 5	Lap 6	Lap 7	Lap 8	Lap 9	Lap 10
52	Jyle CAMPBELL (NSW)	1:42.804	1:53.755	1:54.718	<b>1:51.761</b>	1:52.777	1:53.746	1:54.371	1:53.506	1:53.593	1:57.133
10		1:54.192	1:55.265	1:55.621	1:56.213	1:56.097					
56	Riley STEPHENS (NSW)	1:42.556	1:53.759	<b>1:53.483</b>	1:54.911	1:57.131	1:55.633	1:56.643	1:56.244	1:57.315	1:58.472
10		1:58.657	1:59.881	2:00.489	2:00.625	2:01.071					
70	Ben NOVAK (NSW)	1:41.900	1:55.556	1:54.419	1:54.318	1:54.093	<b>1:53.384</b>	1:53.884	1:53.842	1:54.089	2:02.324
10		1:55.533	1:54.986	1:56.685	1:55.439	1:54.784					
71	Seth JACKSON (VIC)	1:49.727	2:02.205	<b>1:59.981</b>	2:02.718	2:01.824	2:00.872	2:04.150	2:08.385	2:05.424	2:05.074
10		2:06.739	2:06.164	2:07.775	2:12.132						
81	Joel EVANS (QLD)	1:37.661	1:53.223	1:53.303	1:51.448	1:52.533	1:51.826	<b>1:50.802</b>	1:52.561	1:52.632	1:52.200
10		1:51.014	1:51.882	1:51.476	1:51.955	1:53.314	1:52.944				
84	Siegah WARD (SA)	1:49.781	1:55.556	1:55.007	1:55.862	1:54.602	<b>1:53.833</b>	1:54.541	1:54.451	1:54.887	1:53.998
10		1:54.704	1:58.339	1:56.455	1:57.043	2:00.910					
86	Jett KIPPS (VIC)	1:51.566	<b>1:58.921</b>	1:59.736	2:00.386	2:01.276	2:01.867	2:04.506	2:03.260	2:05.158	2:05.766
10		2:06.579	2:07.667	2:07.448	2:11.093						
96	Kyle WEBSTER (VIC)	1:30.625	1:46.664	1:46.603	1:46.016	<b>1:45.614</b>	1:46.024	1:46.609	1:46.778	2:15.463	1:51.654
10		1:51.205	1:49.602	1:50.114	1:49.680	1:50.990	1:52.179				
102	Matt MOSS (NSW)	1:40.179	<b>1:50.705</b>	1:51.294	1:51.470	1:52.939	1:52.284	1:54.880	1:53.115	1:54.497	1:53.381
10		1:53.333	1:53.379	1:53.637	1:54.017	1:53.643	1:58.541				
162	Luke ZIELINSKI (QLD)	1:41.228	1:53.292	1:53.008	1:52.419	<b>1:51.880</b>	1:52.422	1:52.753	1:53.045	1:53.495	1:53.804
10		1:53.692	1:56.316	1:55.955	1:56.312	1:58.896					
168	Zhane DUNLOP (QLD)	1:40.111	3:10.810	1:58.067	2:00.456	2:00.232	1:58.576	1:59.930	2:51.404	1:58.067	<b>1:56.569</b>
10		1:59.593	1:58.870	1:58.401	1:59.183						
199	Nathan CRAWFORD (QLD)	1:31.374	1:48.079	1:46.026	1:45.448	<b>1:44.935</b>	1:45.665	1:48.255	1:46.459	1:46.038	1:46.982
10		1:46.327	1:46.894	1:48.685	1:48.172	1:48.830	1:47.859				
202	Connor ROSSANDICH (NSW)	1:37.662	1:52.495	<b>1:51.926</b>	1:53.246	1:54.351	1:53.445	1:52.638	1:53.974	1:56.425	1:55.833
10		1:56.383	1:58.024	1:56.371	1:55.312	1:58.076					
215	Liam JACKSON (QLD)	1:40.745	1:52.103	1:52.655	<b>1:52.036</b>	1:53.207	1:55.326	1:55.031	1:57.693	1:56.824	1:55.819
10		1:55.837	1:55.833	1:57.680	1:56.712	1:56.103					
241	Levi SAYER (NSW)	1:49.182	<b>1:59.161</b>	2:00.636	1:59.671	1:59.704	2:00.555	2:02.618	2:04.951	2:01.776	2:04.135
10		2:02.940	2:11.140	2:04.951	2:05.462						
331	Jackson MITCHELL (NSW)	1:50.335	1:58.975	1:56.941	1:56.183	<b>1:55.998</b>	1:56.762	1:56.889	1:58.803	2:03.246	2:01.332
10		2:02.662	2:01.696	1:58.066	1:58.340	1:58.477					
415	Cody SCHAT (QLD)	1:46.964	1:57.560	1:54.531	1:55.419	<b>1:54.344</b>	1:54.665	1:54.720	1:54.503	1:54.667	1:55.073
10		1:57.529	2:01.876	1:59.573	1:56.549	1:56.689					

The results are provisional until the expiration of the time limit for protests and appeals.

  
Chief Timekeeper - Scott Laing

  
Race Director - Mark Hancock





**Round 4**  
**Maitland - NSW**  
**25 & 26 May 2024**

**THOR**

**THOR MX1**  
**Moto 1**

Date: 25/05/24  
Event: R06  
Weather: Cloudy - Temp: 17.9C  
Track: Good

Started at: 13:30:03  
Laps: 25 Min + 1 Lap  
Starters: 38  
Posted at: 14:06

**PROVISIONAL SECTOR TIMES**

Lap	Sector 1	Sector 2	Sector 3	Lap Time	Lap	Sector 1	Sector 2	Sector 3	Lap Time
<b>4 Luke CLOUT (NSW) (3rd)</b>					5	40.254	34.604	41.442	1:56.300
1	22.606	31.517	39.212	1:33.335	6	41.011	34.407	41.952	1:57.370
2	37.824	31.329	38.281	1:47.434	7	41.184	34.107	41.327	1:56.618
3	38.008	<b>30.440</b>	38.467	1:46.915	8	41.863	35.054	44.723	2:01.640
4	37.913	30.679	<b>37.847</b>	<b>1:46.439</b>	9	42.956	34.184	45.282	2:02.422
5	<b>37.373</b>	30.918	38.624	1:46.915	10	43.560	35.858	44.847	2:04.265
6	37.767	30.983	38.020	1:46.770	11	42.216	35.132	42.914	2:00.262
7	38.852	31.359	38.763	1:48.974	12	43.160	35.935	43.194	2:02.289
8	38.355	31.030	38.742	1:48.127	13	42.146	34.626	43.044	1:59.816
9	38.302	31.597	38.467	1:48.366	14	42.687	35.356	44.218	2:02.261
10	38.492	31.130	38.883	1:48.505	15	41.780	35.567	44.589	2:01.936
11	38.240	31.617	38.429	1:48.286	<b>8 Zachary WATSON (QLD) (8th)</b>				
12	37.962	31.369	38.728	1:48.059	1	22.171	32.642	39.388	1:34.201
13	37.751	31.690	38.712	1:48.153	2	38.480	32.473	<b>37.878</b>	1:48.831
14	38.624	31.749	39.400	1:49.773	3	<b>37.835</b>	32.445	37.976	<b>1:48.256</b>
15	38.629	31.691	39.739	1:50.059	4	38.160	32.308	38.483	1:48.951
16	39.498	32.823	40.367	1:52.688	5	37.941	<b>31.778</b>	39.155	1:48.874
<b>5 Kirk GIBBS (QLD) (4th)</b>					6	38.031	32.278	39.081	1:49.390
1	21.698	30.227	38.206	1:30.131	7	39.437	32.465	39.852	1:51.754
2	37.685	31.436	39.279	1:48.400	8	39.093	31.989	40.559	1:51.641
3	38.526	31.782	38.474	1:48.782	9	39.648	32.299	39.922	1:51.869
4	<b>37.412</b>	31.490	<b>37.597</b>	<b>1:46.499</b>	10	40.358	32.908	40.587	1:53.853
5	38.526	31.838	38.532	1:48.896	11	39.429	32.799	40.877	1:53.105
6	37.771	31.179	38.929	1:47.879	12	40.081	32.585	41.576	1:54.242
7	37.802	31.323	39.697	1:48.822	13	38.943	32.319	40.642	1:51.904
8	37.644	32.044	39.302	1:48.990	14	38.817	32.903	40.792	1:52.512
9	37.634	31.893	39.093	1:48.620	15	39.980	33.480	41.225	1:54.685
10	37.672	31.160	38.890	1:47.722	16	40.575	33.222	41.558	1:55.355
11	37.856	31.499	38.728	1:48.083	<b>11 Bailey MALKIEWICZ (VIC) (11th)</b>				
12	37.798	<b>31.102</b>	39.314	1:48.214	1	24.776	31.989	39.555	1:36.320
13	38.012	31.813	38.873	1:48.698	2	<b>38.170</b>	32.578	40.611	1:51.359
14	38.350	31.807	40.303	1:50.460	3	39.330	33.191	40.356	1:52.877
15	39.203	31.928	40.592	1:51.723	4	38.367	33.272	41.102	1:52.741
16	40.861	34.441	41.735	1:57.037	5	38.670	<b>32.427</b>	40.088	<b>1:51.185</b>
<b>7 Harrison FOSTER (NSW) (30th)</b>					6	38.814	32.871	40.141	1:51.826
1	26.445	36.076	41.746	1:44.267	7	38.736	32.987	40.288	1:52.011
2	50.907	34.752	41.007	2:06.666	8	40.912	33.032	39.892	1:53.836
3	41.344	<b>33.570</b>	<b>40.035</b>	1:54.949	9	39.727	33.073	40.079	1:52.879
4	<b>39.397</b>	33.775	41.094	<b>1:54.266</b>	10	39.185	32.459	40.227	1:51.871

*Scott Laing*  
Chief Timekeeper - Scott Laing

*Mark Hancock*  
Race Director - Mark Hancock





**Round 4**  
**Maitland - NSW**  
**25 & 26 May 2024**

**THOR**

**THOR MX1**  
**Moto 1**

Date: 25/05/24  
Event: R06  
Weather: Cloudy - Temp: 17.9C  
Track: Good

Started at: 13:30:03  
Laps: 25 Min + 1 Lap  
Starters: 38  
Posted at: 14:06

**PROVISIONAL SECTOR TIMES**

Lap	Sector 1	Sector 2	Sector 3	Lap Time	Lap	Sector 1	Sector 2	Sector 3	Lap Time
11	39.100	34.467	40.827	1:54.394	<b>21 Lachlan FOSTER (NSW) (37th)</b>				
12	40.006	33.447	40.877	1:54.330	1	29.995	37.689	46.159	1:53.843
13	39.898	33.945	41.093	1:54.936	2	45.146	36.531	44.473	2:06.150
14	39.946	32.820	41.104	1:53.870	3	<b>42.756</b>	<b>36.294</b>	<b>43.316</b>	<b>2:02.366</b>
15	39.486	33.096	40.347	1:52.929	4	43.416	36.504	44.146	2:04.066
16	40.047	33.331	<b>39.760</b>	1:53.138	5	44.050	38.027	44.715	2:06.792
<b>14 Jed BEATON (VIC) (2nd)</b>					6	44.193	39.459	46.134	2:09.786
1	22.244	31.055	37.765	1:31.064	7	45.137	37.393	46.011	2:08.541
2	<b>36.835</b>	<b>30.568</b>	<b>37.369</b>	<b>1:44.772</b>	8	45.439	39.667	50.211	2:15.317
3	37.132	31.161	37.563	1:45.856	9	46.275	39.264	49.012	2:14.551
4	37.290	31.359	37.527	1:46.176	10	46.997	42.401	54.670	2:24.068
5	37.202	30.939	37.970	1:46.111	11	45.614	37.365	52.790	2:15.769
6	37.635	30.599	38.778	1:47.012	12	45.934	37.488	45.840	2:09.262
7	37.495	31.852	38.463	1:47.810	13	47.429	37.202	49.395	2:14.026
8	38.207	31.080	39.067	1:48.354	14	47.153	37.814	47.911	2:12.878
9	38.165	31.475	38.123	1:47.763	<b>23 Levi ROGERS (QLD) (20th)</b>				
10	37.523	31.669	38.476	1:47.668	1	24.255	31.670	38.844	1:34.769
11	37.704	31.084	38.374	1:47.162	2	38.660	31.433	<b>38.723</b>	1:48.816
12	38.184	31.070	38.898	1:48.152	3	<b>37.380</b>	<b>31.284</b>	38.903	<b>1:47.567</b>
13	38.311	31.558	38.022	1:47.891	4	38.777	32.019	39.298	1:50.094
14	37.978	31.399	38.406	1:47.783	5	38.624	31.739	39.187	1:49.550
15	37.626	31.104	38.999	1:47.729	6	39.246	32.240	39.748	1:51.234
16	38.612	32.537	38.755	1:49.904	7	38.910	32.265	39.072	1:50.247
<b>15 Seth HARDMAN (NSW) (36th)</b>					8	39.759	33.181	41.634	1:54.574
1	29.896	36.934	45.636	1:52.466	9	58.196	33.834	41.017	2:13.047
2	44.738	36.073	44.873	2:05.684	10	1:00.446	35.009	41.548	2:17.003
3	43.769	35.289	44.473	2:03.531	11	41.857	34.629	43.613	2:00.099
4	<b>43.069</b>	<b>34.887</b>	<b>43.401</b>	<b>2:01.357</b>	12	41.340	32.077	42.971	1:56.388
5	43.164	38.814	46.247	2:08.225	13	39.337	33.950	39.561	1:52.848
6	43.636	39.303	47.180	2:10.119	14	39.295	34.655	45.057	1:59.007
7	43.644	36.286	47.025	2:06.955	15	42.098	33.088	42.768	1:57.954
8	45.755	36.081	48.795	2:10.631	<b>24 Brett METCALFE (SA) (6th)</b>				
9	50.758	36.225	48.666	2:15.649	1	24.152	32.896	39.461	1:36.509
10	49.697	36.715	47.268	2:13.680	2	39.486	32.292	39.536	1:51.314
11	47.993	36.539	47.801	2:12.333	3	38.760	31.717	<b>38.913</b>	1:49.390
12	45.729	38.675	48.212	2:12.616	4	38.371	31.868	39.247	1:49.486
13	51.026	37.166	45.935	2:14.127	5	<b>37.828</b>	<b>31.457</b>	39.182	<b>1:48.467</b>
14	47.071	38.034	52.340	2:17.445	6	38.131	32.212	39.243	1:49.586
					7	38.203	31.963	39.062	1:49.228

*Scott Laing*  
Chief Timekeeper - Scott Laing

*Mark Hancock*  
Race Director - Mark Hancock





**Round 4**  
**Maitland - NSW**  
**25 & 26 May 2024**

**THOR**

**THOR MX1**  
**Moto 1**

Date: 25/05/24  
 Event: R06  
 Weather: Cloudy - Temp: 17.9C  
 Track: Good

Started at: 13:30:03  
 Laps: 25 Min + 1 Lap  
 Starters: 38  
 Posted at: 14:06

**PROVISIONAL SECTOR TIMES**

Lap	Sector 1	Sector 2	Sector 3	Lap Time	Lap	Sector 1	Sector 2	Sector 3	Lap Time
8	38.195	32.321	39.162	1:49.678	13	40.414	33.609	41.689	1:55.712
9	38.237	31.967	38.953	1:49.157	14	40.564	33.636	42.353	1:56.553
10	39.099	32.461	39.268	1:50.828	15	41.312	34.455	41.149	1:56.916
11	38.882	32.531	39.403	1:50.816					
12	38.313	32.069	39.445	1:49.827					
13	39.227	33.072	39.326	1:51.625					
14	39.040	32.642	39.408	1:51.090					
15	39.057	32.060	39.045	1:50.162					
16	38.436	32.529	39.688	1:50.653					
<b>25 Blake FOX (NSW) (10th)</b>									
1	22.813	32.200	40.150	1:35.163					
2	39.489	32.855	38.787	1:51.131					
3	38.901	32.283	38.958	1:50.142					
4	<b>38.173</b>	<b>31.921</b>	39.116	<b>1:49.210</b>					
5	38.885	32.677	39.916	1:51.478					
6	39.332	33.391	41.760	1:54.483					
7	41.228	33.498	40.969	1:55.695					
8	40.727	33.325	40.150	1:54.202					
9	39.617	32.598	40.708	1:52.923					
10	39.630	33.664	40.635	1:53.929					
11	40.837	32.477	40.584	1:53.898					
12	41.934	32.483	41.493	1:55.910					
13	40.510	33.341	40.061	1:53.912					
14	40.090	32.933	40.308	1:53.331					
15	39.986	32.944	39.713	1:52.643					
16	40.106	33.597	<b>38.712</b>	1:52.415					
<b>29 Navrin GROTHUES (QLD) (28th)</b>									
					1	28.920	35.556	41.706	1:46.182
					2	40.248	34.198	42.523	1:56.969
					3	40.438	33.998	41.724	1:56.160
					4	<b>39.729</b>	<b>33.637</b>	42.313	<b>1:55.679</b>
					5	40.602	34.232	42.170	1:57.004
					6	41.086	33.825	41.548	1:56.459
					7	40.235	34.005	42.170	1:56.410
					8	41.173	33.929	41.790	1:56.892
					9	41.360	33.951	57.385	2:12.696
					10	42.114	36.417	43.750	2:02.281
					11	42.896	34.959	42.256	2:00.111
					12	42.892	35.062	42.447	2:00.401
					13	41.657	35.070	42.654	1:59.381
					14	41.818	35.193	42.916	1:59.927
					15	42.255	34.445	<b>41.195</b>	1:57.895
<b>31 James DAVISON (NSW) (34th)</b>									
					1	30.651	37.813	44.680	1:53.144
					2	44.702	36.069	<b>42.660</b>	2:03.431
					3	42.280	35.561	43.168	<b>2:01.009</b>
					4	42.042	<b>35.128</b>	43.925	2:01.095
					5	<b>41.791</b>	35.770	44.077	2:01.638
					6	42.320	37.463	45.100	2:04.883
					7	45.988	37.777	47.199	2:10.964
					8	44.512	37.356	45.587	2:07.455
					9	44.594	37.203	46.139	2:07.936
					10	46.754	36.748	45.832	2:09.334
					11	45.735	37.467	45.792	2:08.994
					12	46.270	36.875	46.419	2:09.564
					13	44.698	36.537	46.472	2:07.707
					14	43.756	38.393	45.466	2:07.615
<b>28 Cooper HOLROYD (NSW) (17th)</b>									
1	25.757	32.925	40.790	1:39.472					
2	40.696	33.271	40.486	1:54.453					
3	40.951	33.333	40.400	1:54.684					
4	40.186	32.870	40.447	1:53.503					
5	39.721	<b>32.654</b>	<b>39.987</b>	<b>1:52.362</b>					
6	40.548	33.034	40.266	1:53.848					
7	<b>39.637</b>	33.518	40.783	1:53.938					
8	39.838	33.653	40.775	1:54.266					
9	42.552	33.559	41.421	1:57.532					
10	41.103	33.308	40.870	1:55.281					
11	40.398	33.224	40.553	1:54.175					
12	40.917	32.930	41.330	1:55.177					
<b>38 Bryce OGNENIS (VIC) (14th)</b>									
					1	25.206	33.050	40.274	1:38.530
					2	40.139	33.495	40.667	1:54.301
					3	39.803	33.682	40.067	1:53.552

*Scott Laing*  
 Chief Timekeeper - Scott Laing

*Mark Hancock*  
 Race Director - Mark Hancock





Round 4  
Maitland - NSW  
25 & 26 May 2024

# THOR

## THOR MX1 Moto 1

Date: 25/05/24  
Event: R06  
Weather: Cloudy - Temp: 17.9C  
Track: Good

Started at: 13:30:03  
Laps: 25 Min + 1 Lap  
Starters: 38  
Posted at: 14:06

### PROVISIONAL SECTOR TIMES

Lap	Sector 1	Sector 2	Sector 3	Lap Time	Lap	Sector 1	Sector 2	Sector 3	Lap Time
4	39.539	33.273	<b>39.880</b>	<b>1:52.692</b>	11	42.031	33.909	42.600	1:58.540
5	<b>39.156</b>	33.044	41.086	1:53.286	12	43.596	34.007	42.127	1:59.730
6	40.094	33.691	40.846	1:54.631	13	41.882	33.762	42.063	1:57.707
7	40.322	33.408	40.257	1:53.987	14	41.504	34.678	43.900	2:00.082
8	39.516	32.958	40.476	1:52.950	15	44.657	34.764	42.989	2:02.410
9	40.095	32.959	40.618	1:53.672					
10	40.878	33.255	41.165	1:55.298					
11	40.835	34.072	41.563	1:56.470	<b>47 Todd WATERS (QLD) (7th)</b>				
12	41.056	<b>32.303</b>	41.469	1:54.828	1	23.254	32.189	38.181	1:33.624
13	40.905	33.763	41.133	1:55.801	2	37.895	31.681	<b>37.903</b>	<b>1:47.479</b>
14	40.803	33.403	41.578	1:55.784	3	<b>37.762</b>	32.141	38.820	1:48.723
15	42.178	33.624	42.093	1:57.895	4	38.928	32.057	38.912	1:49.897
					5	38.213	<b>31.450</b>	39.504	1:49.167
<b>40 Kye ORCHARD (QLD) (27th)</b>					6	38.045	31.686	39.378	1:49.109
1	27.522	35.446	42.981	1:45.949	7	37.946	31.845	39.211	1:49.002
2	40.916	33.393	<b>40.895</b>	1:55.204	8	38.357	31.677	39.685	1:49.719
3	40.558	33.174	41.147	1:54.879	9	38.068	31.862	39.232	1:49.162
4	<b>39.994</b>	33.745	42.558	1:56.297	10	38.558	32.304	39.519	1:50.381
5	40.857	<b>32.786</b>	41.190	<b>1:54.833</b>	11	38.245	31.940	39.500	1:49.685
6	40.691	33.257	41.422	1:55.370	12	39.510	32.495	40.830	1:52.835
7	40.636	33.163	42.002	1:55.801	13	40.075	33.053	40.069	1:53.197
8	42.817	33.819	41.886	1:58.522	14	39.102	33.442	40.974	1:53.518
9	43.035	34.009	42.827	1:59.871	15	39.738	33.138	40.285	1:53.161
10	43.088	33.991	43.844	2:00.923	16	38.855	33.732	40.468	1:53.055
11	43.399	37.342	45.935	2:06.676					
12	42.472	34.251	44.067	2:00.790	<b>49 Cody O'LOAN (QLD) (21th)</b>				
13	42.142	33.420	43.362	1:58.924	1	28.243	34.990	41.715	1:44.948
14	44.428	33.981	43.200	2:01.609	2	40.896	<b>33.062</b>	40.557	1:54.515
15	41.586	33.115	42.713	1:57.414	3	40.099	33.654	40.755	1:54.508
<b>42 Brock NINNESS (NSW) (26th)</b>					4	39.397	33.546	<b>39.965</b>	<b>1:52.908</b>
1	27.597	35.233	41.496	1:44.326	5	<b>39.284</b>	33.098	40.648	1:53.030
2	40.758	34.444	41.158	1:56.360	6	40.345	33.096	41.806	1:55.247
3	<b>40.490</b>	33.976	41.742	<b>1:56.208</b>	7	40.023	33.785	41.046	1:54.854
4	41.406	34.095	41.427	1:56.928	8	40.257	33.356	41.003	1:54.616
5	41.990	33.817	41.626	1:57.433	9	39.746	33.613	41.680	1:55.039
6	41.199	35.175	<b>40.770</b>	1:57.144	10	40.276	33.835	41.815	1:55.926
7	41.839	34.218	41.978	1:58.035	11	40.868	34.054	41.528	1:56.450
8	41.377	34.646	41.578	1:57.601	12	40.998	34.585	43.451	1:59.034
9	41.052	<b>33.532</b>	42.099	1:56.683	13	42.237	34.505	41.589	1:58.331
10	40.512	33.951	43.728	1:58.191	14	40.779	33.637	42.262	1:56.678
					15	42.014	33.816	41.905	1:57.735

*Scott Laing*  
Chief Timekeeper - Scott Laing

*Mark Hancock*  
Race Director - Mark Hancock







**Round 4**  
**Maitland - NSW**  
**25 & 26 May 2024**

**THOR**

**THOR MX1**  
**Moto 1**

Date: 25/05/24  
Event: R06  
Weather: Cloudy - Temp: 17.9C  
Track: Good

Started at: 13:30:03  
Laps: 25 Min + 1 Lap  
Starters: 38  
Posted at: 14:06

**PROVISIONAL SECTOR TIMES**

Lap	Sector 1	Sector 2	Sector 3	Lap Time	Lap	Sector 1	Sector 2	Sector 3	Lap Time
<b>51 Robbie MARSHALL (QLD) (25th)</b>					7	40.822	34.428	41.393	1:56.643
1	28.577	35.669	42.117	1:46.363	8	40.915	34.113	41.216	1:56.244
2	41.888	33.560	40.622	1:56.070	9	40.930	34.711	41.674	1:57.315
3	40.270	<b>33.357</b>	<b>40.580</b>	1:54.207	10	42.558	34.135	41.779	1:58.472
4	<b>39.401</b>	33.745	40.858	<b>1:54.004</b>	11	41.333	34.708	42.616	1:58.657
5	40.150	33.782	41.019	1:54.951	12	42.509	34.772	42.600	1:59.881
6	40.569	34.025	41.086	1:55.680	13	42.162	35.091	43.236	2:00.489
7	40.365	34.028	41.376	1:55.769	14	42.379	35.514	42.732	2:00.625
8	40.867	33.864	40.680	1:55.411	15	42.093	35.526	43.452	2:01.071
9	42.490	34.183	41.496	1:58.169	<b>70 Ben NOVAK (NSW) (19th)</b>				
10	41.117	34.222	41.895	1:57.234	1	26.115	33.969	41.816	1:41.900
11	41.542	37.341	43.830	2:02.713	2	41.209	33.750	40.597	1:55.556
12	41.987	35.746	44.467	2:02.200	3	40.207	33.670	40.542	1:54.419
13	41.477	34.459	42.719	1:58.655	4	39.995	33.761	40.562	1:54.318
14	42.027	34.004	42.089	1:58.120	5	40.285	33.255	40.553	1:54.093
15	42.341	35.105	42.943	2:00.389	6	40.247	<b>33.251</b>	<b>39.886</b>	<b>1:53.384</b>
<b>52 Jyle CAMPBELL (NSW) (15th)</b>					7	40.003	33.511	40.370	1:53.884
1	27.142	34.326	41.336	1:42.804	8	39.840	33.360	40.642	1:53.842
2	40.888	33.563	<b>39.304</b>	1:53.755	9	40.114	33.439	40.536	1:54.089
3	39.737	32.852	42.129	1:54.718	10	47.170	33.866	41.288	2:02.324
4	<b>38.201</b>	32.716	40.844	<b>1:51.761</b>	11	41.256	33.695	40.582	1:55.533
5	39.138	32.770	40.869	1:52.777	12	<b>39.337</b>	33.815	41.834	1:54.986
6	39.465	33.887	40.394	1:53.746	13	39.935	34.225	42.525	1:56.685
7	39.510	32.959	41.902	1:54.371	14	39.957	33.739	41.743	1:55.439
8	39.403	33.707	40.396	1:53.506	15	39.787	33.492	41.505	1:54.784
9	39.259	33.508	40.826	1:53.593	<b>71 Seth JACKSON (VIC) (33th)</b>				
10	41.509	33.849	41.775	1:57.133	1	29.078	36.802	43.847	1:49.727
11	40.406	32.820	40.966	1:54.192	2	42.336	35.994	43.875	2:02.205
12	41.168	<b>32.535</b>	41.562	1:55.265	3	42.307	<b>35.103</b>	<b>42.571</b>	<b>1:59.981</b>
13	40.507	33.669	41.445	1:55.621	4	42.404	35.588	44.726	2:02.718
14	40.763	33.279	42.171	1:56.213	5	42.581	35.881	43.362	2:01.824
15	42.041	33.131	40.925	1:56.097	6	<b>42.166</b>	35.284	43.422	2:00.872
<b>56 Riley STEPHENS (NSW) (24th)</b>					7	43.489	36.908	43.753	2:04.150
1	26.915	35.540	40.101	1:42.556	8	44.336	36.391	47.658	2:08.385
2	40.110	33.674	<b>39.975</b>	1:53.759	9	43.980	37.019	44.425	2:05.424
3	<b>39.530</b>	<b>33.657</b>	40.296	<b>1:53.483</b>	10	43.147	36.889	45.038	2:05.074
4	40.063	33.661	41.187	1:54.911	11	44.424	37.396	44.919	2:06.739
5	40.235	35.801	41.095	1:57.131	12	44.169	37.258	44.737	2:06.164
6	40.411	34.414	40.808	1:55.633	13	45.953	36.596	45.226	2:07.775

*Scott Laing*  
Chief Timekeeper - Scott Laing

*Mark Hancock*  
Race Director - Mark Hancock



[www.computime.com.au](http://www.computime.com.au)  
COMPUTIME RACE TIMING SYSTEMS PTY LTD





**Round 4**  
**Maitland - NSW**  
**25 & 26 May 2024**

**THOR**

**THOR MX1**  
**Moto 1**

Date: 25/05/24  
 Event: R06  
 Weather: Cloudy - Temp: 17.9C  
 Track: Good

Started at: 13:30:03  
 Laps: 25 Min + 1 Lap  
 Starters: 38  
 Posted at: 14:06

**PROVISIONAL SECTOR TIMES**

Lap	Sector 1	Sector 2	Sector 3	Lap Time	Lap	Sector 1	Sector 2	Sector 3	Lap Time
14	45.060	41.448	45.624	2:12.132	4	41.914	35.431	43.041	2:00.386
<b>81 Joel EVANS (QLD) (9th)</b>					5	42.188	35.481	43.607	2:01.276
1	23.712	32.229	41.720	1:37.661	6	42.438	35.371	44.058	2:01.867
2	40.175	32.693	40.355	1:53.223	7	42.935	35.798	45.773	2:04.506
3	40.221	32.871	40.211	1:53.303	8	42.655	35.921	44.684	2:03.260
4	38.588	32.540	40.320	1:51.448	9	44.025	35.661	45.472	2:05.158
5	39.484	32.228	40.821	1:52.533	10	44.537	35.903	45.326	2:05.766
6	38.796	33.002	40.028	1:51.826	11	44.073	37.071	45.435	2:06.579
7	<b>38.390</b>	32.880	<b>39.532</b>	<b>1:50.802</b>	12	44.868	36.515	46.284	2:07.667
8	39.758	33.161	39.642	1:52.561	13	44.569	37.418	45.461	2:07.448
9	39.626	32.807	40.199	1:52.632	14	45.675	38.385	47.033	2:11.093
10	39.557	32.512	40.131	1:52.200	<b>96 Kyle WEBSTER (VIC) (5th)</b>				
11	38.749	32.206	40.059	1:51.014	1	21.984	31.035	37.606	1:30.625
12	39.302	<b>32.026</b>	40.554	1:51.882	2	<b>36.566</b>	32.467	37.631	1:46.664
13	38.987	32.301	40.188	1:51.476	3	36.938	31.550	38.115	1:46.603
14	39.808	32.099	40.048	1:51.955	4	37.163	31.285	<b>37.568</b>	1:46.016
15	39.603	33.418	40.293	1:53.314	5	37.082	<b>30.925</b>	37.607	<b>1:45.614</b>
16	40.191	32.318	40.435	1:52.944	6	36.836	31.015	38.173	1:46.024
<b>84 Siegah WARD (SA) (22th)</b>					7	37.286	30.986	38.337	1:46.609
1	28.050	36.460	45.271	1:49.781	8	37.312	31.207	38.259	1:46.778
2	41.004	33.795	40.757	1:55.556	9	1:00.147	33.905	41.411	2:15.463
3	40.288	33.793	40.926	1:55.007	10	39.566	32.702	39.386	1:51.654
4	40.323	34.269	41.270	1:55.862	11	39.008	32.407	39.790	1:51.205
5	40.293	34.380	<b>39.929</b>	1:54.602	12	38.434	32.168	39.000	1:49.602
6	<b>39.555</b>	<b>33.287</b>	40.991	<b>1:53.833</b>	13	38.017	32.316	39.781	1:50.114
7	40.255	33.512	40.774	1:54.541	14	38.238	31.775	39.667	1:49.680
8	40.578	33.298	40.575	1:54.451	15	38.081	33.013	39.896	1:50.990
9	40.349	33.346	41.192	1:54.887	16	39.231	32.304	40.644	1:52.179
10	40.219	33.639	40.140	1:53.998	<b>102 Matt MOSS (NSW) (12th)</b>				
11	39.842	33.572	41.290	1:54.704	1	26.376	34.561	39.242	1:40.179
12	41.973	34.648	41.718	1:58.339	2	<b>39.018</b>	32.784	<b>38.903</b>	<b>1:50.705</b>
13	40.807	33.638	42.010	1:56.455	3	39.045	33.112	39.137	1:51.294
14	40.945	34.923	41.175	1:57.043	4	39.112	32.918	39.440	1:51.470
15	41.626	34.630	44.654	2:00.910	5	39.278	33.579	40.082	1:52.939
<b>86 Jett KIPPS (VIC) (32th)</b>					6	39.547	32.826	39.911	1:52.284
1	30.761	36.998	43.807	1:51.566	7	41.673	33.017	40.190	1:54.880
2	42.230	<b>35.299</b>	<b>41.392</b>	<b>1:58.921</b>	8	40.217	33.094	39.804	1:53.115
3	<b>41.443</b>	35.925	42.368	1:59.736	9	40.210	33.217	41.070	1:54.497
					10	39.533	33.201	40.647	1:53.381

*Scott Laing*  
 Chief Timekeeper - Scott Laing

*Mark Hancock*  
 Race Director - Mark Hancock





**Round 4**  
**Maitland - NSW**  
**25 & 26 May 2024**

**THOR**

**THOR MX1**  
**Moto 1**

Date: 25/05/24  
Event: R06  
Weather: Cloudy - Temp: 17.9C  
Track: Good

Started at: 13:30:03  
Laps: 25 Min + 1 Lap  
Starters: 38  
Posted at: 14:06

**PROVISIONAL SECTOR TIMES**

Lap	Sector 1	Sector 2	Sector 3	Lap Time	Lap	Sector 1	Sector 2	Sector 3	Lap Time
11	39.920	32.783	40.630	1:53.333	1	20.974	31.764	38.636	1:31.374
12	39.624	33.488	40.267	1:53.379	2	37.668	32.025	38.386	1:48.079
13	40.263	<b>32.729</b>	40.645	1:53.637	3	36.839	31.445	37.742	1:46.026
14	40.255	33.334	40.428	1:54.017	4	36.950	31.213	37.285	1:45.448
15	39.562	33.128	40.953	1:53.643	5	<b>36.678</b>	31.247	37.010	<b>1:44.935</b>
16	40.981	34.111	43.449	1:58.541	6	37.201	31.614	<b>36.850</b>	1:45.665
					7	37.741	31.398	39.116	1:48.255
					8	37.563	31.341	37.555	1:46.459
<b>162 Luke ZIELINSKI (QLD) (13th)</b>					9	37.666	<b>31.051</b>	37.321	1:46.038
1	26.535	34.394	40.299	1:41.228	10	37.067	31.411	38.504	1:46.982
2	40.302	32.969	40.021	1:53.292	11	36.959	31.383	37.985	1:46.327
3	41.197	<b>32.338</b>	39.473	1:53.008	12	36.979	31.791	38.124	1:46.894
4	<b>39.651</b>	33.090	39.678	1:52.419	13	37.416	32.498	38.771	1:48.685
5	39.727	32.727	<b>39.426</b>	<b>1:51.880</b>	14	37.622	32.426	38.124	1:48.172
6	39.678	33.002	39.742	1:52.422	15	38.364	31.818	38.648	1:48.830
7	39.934	32.579	40.240	1:52.753	16	37.834	31.689	38.336	1:47.859
8	40.188	32.753	40.104	1:53.045					
9	39.944	32.923	40.628	1:53.495	<b>202 Connor ROSSANDICH (NSW) (16th)</b>				
10	40.442	32.865	40.497	1:53.804	1	24.894	33.045	39.723	1:37.662
11	40.072	32.937	40.683	1:53.692	2	39.749	<b>32.695</b>	40.051	1:52.495
12	40.800	33.857	41.659	1:56.316	3	39.469	32.862	<b>39.595</b>	<b>1:51.926</b>
13	40.847	33.698	41.410	1:55.955	4	39.926	33.189	40.131	1:53.246
14	40.792	33.656	41.864	1:56.312	5	39.790	33.530	41.031	1:54.351
15	41.016	34.109	43.771	1:58.896	6	39.938	33.185	40.322	1:53.445
					7	<b>39.292</b>	32.967	40.379	1:52.638
<b>168 Zhane DUNLOP (QLD) (35th)</b>					8	39.641	33.275	41.058	1:53.974
1	25.238	34.555	40.318	1:40.111	9	39.862	34.532	42.031	1:56.425
2	40.984	1:38.414	51.412	3:10.810	10	41.175	33.449	41.209	1:55.833
3	41.117	33.788	43.162	1:58.067	11	41.114	34.256	41.013	1:56.383
4	44.714	<b>33.327</b>	42.415	2:00.456	12	41.725	34.448	41.851	1:58.024
5	<b>40.255</b>	38.383	41.594	2:00.232	13	41.236	34.113	41.022	1:56.371
6	41.466	34.220	42.890	1:58.576	14	40.842	33.674	40.796	1:55.312
7	42.047	35.699	42.184	1:59.930	15	41.810	34.877	41.389	1:58.076
8	1:31.502	37.057	42.845	2:51.404					
9	42.366	34.256	<b>41.445</b>	1:58.067	<b>215 Liam JACKSON (QLD) (18th)</b>				
10	41.103	33.867	41.599	<b>1:56.569</b>	1	25.795	34.784	40.166	1:40.745
11	41.923	34.836	42.834	1:59.593	2	40.216	32.614	<b>39.273</b>	1:52.103
12	42.484	34.447	41.939	1:58.870	3	<b>38.645</b>	33.401	40.609	1:52.655
13	40.988	34.811	42.602	1:58.401	4	38.703	<b>32.612</b>	40.721	<b>1:52.036</b>
14	41.364	34.185	43.634	1:59.183	5	39.023	32.761	41.423	1:53.207
					6	39.665	33.691	41.970	1:55.326
<b>199 Nathan CRAWFORD (QLD) (1st)</b>									

*Scott Laing*  
Chief Timekeeper - Scott Laing

*Mark Hancock*  
Race Director - Mark Hancock



[www.computime.com.au](http://www.computime.com.au)  
COMPUTIME RACE TIMING SYSTEMS PTY LTD





**Round 4**  
**Maitland - NSW**  
**25 & 26 May 2024**

**THOR**

**THOR MX1**  
**Moto 1**


Date: 25/05/24  
 Event: R06  
 Weather: Cloudy - Temp: 17.9C  
 Track: Good

Started at: 13:30:03  
 Laps: 25 Min + 1 Lap  
 Starters: 38  
 Posted at: 14:06

**PROVISIONAL SECTOR TIMES**

Lap	Sector 1	Sector 2	Sector 3	Lap Time	Lap	Sector 1	Sector 2	Sector 3	Lap Time
7	40.172	33.812	41.047	1:55.031	5	<b>40.423</b>	34.342	41.233	<b>1:55.998</b>
8	41.199	34.207	42.287	1:57.693	6	40.826	34.461	41.475	1:56.762
9	41.389	33.698	41.737	1:56.824	7	41.405	<b>34.156</b>	41.328	1:56.889
10	40.802	33.276	41.741	1:55.819	8	41.013	35.081	42.709	1:58.803
11	40.640	33.358	41.839	1:55.837	9	43.097	35.890	44.259	2:03.246
12	40.960	33.530	41.343	1:55.833	10	41.769	35.731	43.832	2:01.332
13	39.878	33.468	44.334	1:57.680	11	43.145	36.304	43.213	2:02.662
14	42.320	33.135	41.257	1:56.712	12	42.617	34.968	44.111	2:01.696
15	39.968	33.698	42.437	1:56.103	13	41.280	34.475	42.311	1:58.066
					14	40.654	34.640	43.046	1:58.340
					15	41.372	35.054	42.051	1:58.477
<b>241 Levi SAYER (NSW) (31th)</b>					<b>415 Cody SCHAT (QLD) (23th)</b>				
1	29.496	36.143	43.543	1:49.182	1	27.491	36.022	43.451	1:46.964
2	41.722	35.000	<b>42.439</b>	<b>1:59.161</b>	2	42.335	33.675	41.550	1:57.560
3	<b>41.254</b>	36.751	42.631	2:00.636	3	40.114	33.795	40.622	1:54.531
4	41.862	35.215	42.594	1:59.671	4	41.145	33.558	40.716	1:55.419
5	42.344	34.751	42.609	1:59.704	5	<b>40.041</b>	33.581	40.722	<b>1:54.344</b>
6	42.259	35.204	43.092	2:00.555	6	40.152	33.395	41.118	1:54.665
7	43.509	35.288	43.821	2:02.618	7	40.661	33.241	40.818	1:54.720
8	46.849	35.427	42.675	2:04.951	8	40.193	33.701	<b>40.609</b>	1:54.503
9	43.567	<b>34.675</b>	43.534	2:01.776	9	40.445	33.118	41.104	1:54.667
10	43.397	35.830	44.908	2:04.135	10	40.737	33.389	40.947	1:55.073
11	43.993	35.249	43.698	2:02.940	11	42.344	33.389	41.796	1:57.529
12	42.152	43.668	45.320	2:11.140	12	42.728	36.555	42.593	2:01.876
13	44.119	35.904	44.928	2:04.951	13	41.813	34.852	42.908	1:59.573
14	43.251	36.553	45.658	2:05.462	14	41.285	<b>33.036</b>	42.228	1:56.549
					15	41.299	33.200	42.190	1:56.689
<b>331 Jackson MITCHELL (NSW) (29th)</b>									
1	29.029	37.254	44.052	1:50.335					
2	42.095	34.690	42.190	1:58.975					
3	40.759	34.398	41.784	1:56.941					
4	40.511	34.588	<b>41.084</b>	1:56.183					

The results are provisional until the expiration of the time limit for protests and appeals.

  
 Chief Timekeeper - Scott Laing

  
 Race Director - Mark Hancock



[www.computime.com.au](http://www.computime.com.au)  
**COMPUTIME RACE TIMING SYSTEMS PTY LTD**





**Round 4**  
**Maitland - NSW**  
**25 & 26 May 2024**

**THOR**

**THOR MX1**  
**Moto 1**

Date: 25/05/24  
 Event: R06  
 Weather: Cloudy - Temp: 17.9C  
 Track: Good

Started at: 13:30:03  
 Laps: 25 Min + 1 Lap  
 Starters: 38  
 Posted at: 14:06

**PROVISIONAL FASTEST LAPS SEQUENCE**

Lap	Race Pos	No	Name	Machine	Fastest Lap	On Lap
2	1	14	Jed BEATON (VIC)	Yamaha YZF 450	1:44.772	2

The results are provisional until the expiration of the time limit for protests and appeals.

  
 Chief Timekeeper - Scott Laing

  
 Race Director - Mark Hancock



[www.computime.com.au](http://www.computime.com.au)  
**COMPUTIME RACE TIMING SYSTEMS PTY LTD**





**Round 4**  
**Maitland - NSW**  
**25 & 26 May 2024**

**THOR**

**THOR MX1**  
**Moto 1**

Date: 25/05/24  
Event: R06  
Weather: Cloudy - Temp: 17.9C  
Track: Good

Started at: 13:30:03  
Laps: 25 Min + 1 Lap  
Starters: 38  
Posted at: 14:06

**PROVISIONAL LAP SHEET**

No	Lap Time	Gap	No	Lap Time	Gap	No	Lap Time	Gap	No	Lap Time	Gap	No	Lap Time	Gap
<b>Lap 1</b>			14	1:44.772		199	1:46.026	3.787	4	1:46.439	6.255	168	2:00.456	1 lap
5	1:30.131		96	1:46.664	1.453	5	1:48.782	5.621	47	1:49.897	11.855	23	1:49.550	16.817
96	1:30.625	.494	5	1:48.400	2.695	4	1:46.915	5.992	8	1:48.951	12.371	24	1:48.467	21.187
14	1:31.064	.933	199	1:48.079	3.617	47	1:48.723	8.134	23	1:50.094	13.378	25	1:51.478	23.145
199	1:31.374	1.243	4	1:47.434	4.933	23	1:47.567	9.460	25	1:49.210	17.778	11	1:51.185	30.503
4	1:33.335	3.204	47	1:47.479	5.267	8	1:48.256	9.596	24	1:49.486	18.831	102	1:52.939	32.608
47	1:33.624	3.493	8	1:48.831	7.196	25	1:50.142	14.744	11	1:52.741	25.429	81	1:52.533	34.189
8	1:34.201	4.070	23	1:48.816	7.749	24	1:49.390	15.521	102	1:51.470	25.780	202	1:54.351	35.701
23	1:34.769	4.638	25	1:51.131	10.458	11	1:52.877	18.864	202	1:53.246	27.461	215	1:53.207	36.767
25	1:35.163	5.032	11	1:51.359	11.843	202	1:51.926	20.391	81	1:51.448	27.767	162	1:51.880	37.848
11	1:36.320	6.189	24	1:51.314	11.987	102	1:51.294	20.486	215	1:52.036	29.671	38	1:53.286	38.382
24	1:36.509	6.378	202	1:52.495	14.321	81	1:53.303	22.495	38	1:52.692	31.207	28	1:52.362	40.495
81	1:37.661	7.530	81	1:53.223	15.048	215	1:52.655	23.811	162	1:52.419	32.079	52	1:52.777	41.836
202	1:37.662	7.531	102	1:50.705	15.048	38	1:53.552	24.691	28	1:53.503	34.244	49	1:53.030	45.930
38	1:38.530	8.399	38	1:54.301	16.995	162	1:53.008	25.836	52	1:51.761	35.170	70	1:54.093	46.307
28	1:39.472	9.341	215	1:52.103	17.012	28	1:54.684	26.917	56	1:54.911	36.841	56	1:57.131	47.861
168	1:40.111	9.980	28	1:54.453	18.089	56	1:53.483	28.106	70	1:54.318	38.325	51	1:54.951	51.616
102	1:40.179	10.048	162	1:53.292	18.684	52	1:54.718	29.585	49	1:52.908	39.011	40	1:54.833	53.183
215	1:40.745	10.614	56	1:53.759	20.479	70	1:54.419	30.183	51	1:54.004	42.776	415	1:54.344	54.839
162	1:41.228	11.097	52	1:53.755	20.723	49	1:54.508	32.279	40	1:56.297	44.461	84	1:54.602	56.829
70	1:41.900	11.769	70	1:55.556	21.620	40	1:54.879	34.340	42	1:56.928	45.954	42	1:57.433	57.276
56	1:42.556	12.425	49	1:54.515	23.627	51	1:54.207	34.948	415	1:55.419	46.606	29	1:57.004	58.015
52	1:42.804	12.673	42	1:56.360	24.850	42	1:56.208	35.202	29	1:55.679	47.122	7	1:56.300	1:02.469
7	1:44.267	14.136	40	1:55.204	25.317	415	1:54.531	37.363	84	1:55.862	48.338	331	1:55.998	1:04.453
42	1:44.326	14.195	51	1:56.070	26.597	29	1:56.160	37.619	7	1:54.266	52.280	241	1:59.704	1:14.375
49	1:44.948	14.817	29	1:56.969	27.315	84	1:55.007	38.652	331	1:56.183	54.566	86	2:01.276	1:17.906
40	1:45.949	15.818	415	1:57.560	28.688	7	1:54.949	44.190	241	1:59.671	1:00.782	71	2:01.824	1:22.476
29	1:46.182	16.051	84	1:55.556	29.501	331	1:56.941	44.559	86	2:00.386	1:02.741	31	2:01.638	1:26.338
51	1:46.363	16.232	241	1:59.161	32.507	241	2:00.636	47.287	71	2:02.718	1:06.763	15	2:08.225	1:37.284
415	1:46.964	16.833	331	1:58.975	33.474	86	1:59.736	48.531	31	2:01.095	1:10.811	21	2:06.792	1:39.238
241	1:49.182	19.051	86	1:58.921	34.651	71	1:59.981	50.221	15	2:01.357	1:15.170	<b>Lap 6</b>		
71	1:49.727	19.596	7	2:06.666	35.097	31	2:01.009	55.892	21	2:04.066	1:18.557	14	1:47.012	
84	1:49.781	19.650	71	2:02.205	36.096	15	2:03.531	59.989	<b>Lap 5</b>			199	1:45.665	.536
331	1:50.335	20.204	31	2:03.431	40.739	21	2:02.366	1:00.667	14	1:46.111		96	1:46.024	.555
86	1:51.566	21.435	15	2:05.684	42.314	<b>Lap 4</b>			96	1:45.614	1.543	4	1:46.770	6.817
15	1:52.466	22.335	21	2:06.150	44.157	14	1:46.176		199	1:44.935	1.883	5	1:47.879	9.596
31	1:53.144	23.013	168	3:10.810	1:35.085	168	1:58.067	1 lap	4	1:46.915	7.059	47	1:49.109	17.008
21	1:53.843	23.712	<b>Lap 3</b>			96	1:46.016	2.040	5	1:48.896	8.729	8	1:49.390	17.512
<b>Lap 2</b>			14	1:45.856		199	1:45.448	3.059	47	1:49.167	14.911	23	1:51.234	21.039
			96	1:46.603	2.200	5	1:46.499	5.944	8	1:48.874	15.134	24	1:49.586	23.761

*Scott Laing*  
Chief Timekeeper - Scott Laing

*Mark Hancock*  
Race Director - Mark Hancock







Round 4  
Maitland - NSW  
25 & 26 May 2024

# THOR

## THOR MX1

### Moto 1

Date: 25/05/24  
Event: R06  
Weather: Cloudy - Temp: 17.9C  
Track: Good

Started at: 13:30:03  
Laps: 25 Min + 1 Lap  
Starters: 38  
Posted at: 14:06

### PROVISIONAL LAP SHEET

No	Lap Time	Gap	No	Lap Time	Gap	No	Lap Time	Gap	No	Lap Time	Gap	No	Lap Time	Gap						
84	1:54.704	1:41.634	23	1:56.388	1 lap	4	1:49.773	16.712	415	1:56.549	1 lap	56	2:01.071	1 lap	56	2:01.071	1 lap			
415	1:57.529	1:44.387	84	1:58.339	1 lap	31	2:09.564	2 laps	56	2:00.625	1 lap	24	1:50.653	51.788	51	2:00.389	1 lap	24	1:50.653	51.788
<b>Lap 12</b>			14	1:47.891	4.624	5	1:50.460	20.857	31	2:07.707	2 laps	51	2:00.389	1 lap	51	2:00.389	1 lap			
199	1:46.894		415	2:01.876	1 lap	415	1:59.573	1 lap	51	1:58.120	1 lap	47	1:53.055	55.686	47	1:53.055	55.686			
56	1:58.657	1 lap	56	1:59.881	1 lap	56	2:00.489	1 lap	96	1:50.990	45.472	31	2:07.615	2 laps	31	2:07.615	2 laps			
14	1:48.152	5.418	4	1:48.153	15.111	51	1:58.655	1 lap	42	2:00.082	1 lap	42	2:02.410	1 lap	42	2:02.410	1 lap			
15	2:13.680	2 laps	5	1:48.698	18.569	42	1:57.707	1 lap	24	1:50.162	48.994	40	1:57.414	1 lap	40	1:57.414	1 lap			
51	2:02.713	1 lap	51	2:02.200	1 lap	96	1:49.680	43.312	47	1:53.161	50.490	8	1:55.355	1:13.395	8	1:55.355	1:13.395			
42	1:58.540	1 lap	42	1:59.730	1 lap	40	1:58.924	1 lap	40	2:01.609	1 lap	168	1:59.183	2 laps	168	1:59.183	2 laps			
4	1:48.059	15.643	15	2:12.333	2 laps	47	1:53.518	46.159	168	1:58.401	2 laps	29	1:57.895	1 lap	29	1:57.895	1 lap			
5	1:48.214	18.556	40	2:00.790	1 lap	24	1:51.090	47.662	8	1:54.685	1:05.899	331	1:58.477	1 lap	331	1:58.477	1 lap			
40	2:06.676	1 lap	47	1:53.197	40.813	168	1:58.870	2 laps	331	1:58.340	1 lap	81	1:52.944	1:24.746	81	1:52.944	1:24.746			
21	2:24.068	2 laps	96	1:50.114	41.804	15	2:12.616	2 laps	29	1:59.927	1 lap	7	2:01.936	1 lap	7	2:01.936	1 lap			
168	1:56.569	2 laps	168	1:59.593	2 laps	29	1:59.381	1 lap	7	2:02.261	1 lap	25	1:52.415	1:34.437	25	1:52.415	1:34.437			
29	2:00.111	1 lap	24	1:51.625	44.744	331	1:58.066	1 lap	15	2:14.127	2 laps	11	1:53.138	1:34.474	11	1:53.138	1:34.474			
331	2:02.662	1 lap	29	2:00.401	1 lap	8	1:52.512	1:00.044	81	1:53.314	1:19.661	102	1:58.541	1:45.266	102	1:58.541	1:45.266			
47	1:52.835	36.301	331	2:01.696	1 lap	7	1:59.816	1 lap	11	1:52.929	1:29.195	15	2:17.445	2 laps	15	2:17.445	2 laps			
7	2:00.262	1 lap	21	2:15.769	2 laps	21	2:09.262	2 laps	25	1:52.643	1:29.881	21	2:12.878	2 laps	21	2:12.878	2 laps			
96	1:49.602	40.375	7	2:02.289	1 lap	81	1:51.955	1:15.177	102	1:53.643	1:34.584									
24	1:49.827	41.804	8	1:51.904	55.704	11	1:53.870	1:25.096	21	2:14.026	2 laps	<b>Lap 16</b>								
8	1:54.242	52.485	81	1:51.476	1:11.394	25	1:53.331	1:26.068				199	1:47.859							
241	2:02.940	1 lap	11	1:54.936	1:19.398	102	1:54.017	1:29.771	162	1:56.312	1:40.282	199	1:47.859		162	1:58.896	1 lap			
81	1:51.882	1:08.603	25	1:53.912	1:20.909	162	1:56.312	1:40.282	241	2:04.951	1 lap	162	1:58.896	1 lap	14	1:49.904	5.179			
11	1:54.330	1:13.147	102	1:53.637	1:23.926	241	2:11.140	1 lap	38	1:55.784	1:46.443	14	1:49.904	5.179	38	1:57.895	1 lap			
25	1:55.910	1:15.682	241	2:11.140	1 lap	162	1:55.955	1:32.142	202	1:55.312	1:48.746	38	1:57.895	1 lap	52	1:56.097	1 lap			
86	2:06.579	1 lap	162	1:55.955	1:32.142	86	2:07.667	1 lap				52	1:56.097	1 lap	202	1:58.076	1 lap			
102	1:53.379	1:18.974	86	2:07.667	1 lap	38	1:55.801	1:38.831	202	1:58.076	1 lap	202	1:58.076	1 lap	241	2:05.462	2 laps			
71	2:06.739	1 lap	38	1:55.801	1:38.831	202	1:56.371	1:41.606	241	2:05.462	2 laps	241	2:05.462	2 laps	28	1:56.916	1 lap			
162	1:56.316	1:24.872	202	1:56.371	1:41.606	52	1:55.621	1:42.075	28	1:56.916	1 lap	28	1:56.916	1 lap	215	1:56.103	1 lap			
38	1:54.828	1:31.715	52	1:55.621	1:42.075	71	2:06.164	1 lap	14	1:47.729	3.134	215	1:56.103	1 lap	70	1:54.784	1 lap			
202	1:58.024	1:33.920	71	2:06.164	1 lap	28	1:55.712	1:43.236	86	2:07.448	2 laps	70	1:54.784	1 lap	4	1:52.688	22.770			
52	1:55.265	1:35.139	28	1:55.712	1:43.236	<b>Lap 15</b>			4	1:52.688	22.770	23	1:57.954	1 lap						
28	1:55.177	1:36.209	<b>Lap 14</b>			199	1:48.830		215	1:56.712	1 lap	49	1:57.735	1 lap						
215	1:55.833	1:40.627	199	1:48.172		52	1:56.213	1 lap	70	1:55.439	1 lap	86	2:11.093	2 laps	5	1:57.037	32.928			
70	1:54.986	1:45.846	215	1:57.680	1 lap	28	1:56.553	1 lap	71	2:07.775	2 laps	84	2:00.910	1 lap	71	2:12.132	2 laps			
31	2:08.994	1 lap	14	1:47.783	4.235	14	1:47.729	3.134	23	1:59.007	1 lap	71	2:12.132	2 laps	415	1:56.689	1 lap			
49	1:59.034	1:48.593	70	1:56.685	1 lap	86	2:07.448	2 laps	49	1:56.678	1 lap	84	2:00.910	1 lap	96	1:52.179	49.792			
<b>Lap 13</b>			23	1:52.848	1 lap	215	1:56.712	1 lap	4	1:50.059	17.941	84	2:00.910	1 lap						
199	1:48.685		49	1:58.331	1 lap	70	1:55.439	1 lap	84	1:57.043	1 lap	71	2:12.132	2 laps						
			84	1:56.455	1 lap	71	2:07.775	2 laps	5	1:51.723	23.750	415	1:56.689	1 lap						

The results are provisional until the expiration of the time limit for protests and appeals.

*Scott Laing*  
Chief Timekeeper - Scott Laing

*Mark Hancock*  
Race Director - Mark Hancock







**Round 4**  
**Maitland - NSW**  
**25 & 26 May 2024**

**THOR**

**THOR MX1**  
**Moto 1**

Date: 25/05/24  
Event: R06  
Weather: Cloudy - Temp: 17.9C  
Track: Good

Started at: 13:30:03  
Laps: 25 Min + 1 Lap  
Starters: 38  
Posted at: 14:06

**PROVISIONAL LAP CHART**

Name	Grid	1	2	3	4	5	6	7	8	9	10	11	12	13	14	15	16	Name
J. BEATON	11	5	11	11	11	11	11	99	99	100	100	100	100	100	100	100	100	N. CRAWFORD
K. WEBSTER	96	96	96	96	96	96	199	14	199	14	14	14	14	14	14	14	14	J. BEATON
N. CRAWFORD	199	14	5	199	199	199	96	199	14	4	4	4	4	4	4	4	4	L. CLOUT
K. GIBBS	5	199	199	5	5	4	4	4	4	5	5	5	5	5	5	5	5	K. GIBBS
L. CLOUT	4	4	4	4	4	5	5	5	5	47	47	47	47	47	96	96	96	K. WEBSTER
B. MALKIEWICZ	11	47	47	47	47	47	47	47	47	96	96	96	96	96	47	24	24	B. METCALFE
T. WATERS	47	8	8	23	8	8	8	8	8	24	24	24	24	24	24	47	47	T. WATERS
Z. WATSON	8	23	23	8	23	23	23	23	24	8	8	8	8	8	8	8	8	Z. WATSON
B. FOX	25	25	25	25	25	24	24	24	23	25	11	81	81	81	81	81	81	J. EVANS
L. JACKSON	215	11	11	24	24	25	25	25	25	11	81	11	11	11	11	11	25	B. FOX
M. MOSS	102	24	24	11	11	11	11	11	11	81	25	25	25	25	25	25	11	B. MALKIEWICZ
L. ZIELINSKI	162	81	202	202	102	102	102	81	81	23	102	102	102	102	102	102	102	M. MOSS
L. ROGERS	23	202	81	102	202	81	81	102	102	102	162	162	162	162	162	162	162	L. ZIELINSKI
J. EVANS	81	38	102	81	81	202	202	202	202	162	202	202	38	38	38	38	38	B. OGNENIS
B. METCALFE	24	28	38	215	215	215	162	162	162	202	38	38	202	202	202	52	52	J. CAMPBELL
C. ROSSANDICH	202	168	215	38	38	162	215	38	38	38	52	52	52	52	52	202	202	C. ROSSANDICH
K. ORCHARD	40	102	28	162	162	38	38	215	28	52	28	28	28	28	28	28	28	C. HOLROYD
B. OGNENIS	38	215	162	28	28	28	28	28	28	52	28	215	215	215	215	215	215	L. JACKSON
C. HOLROYD	28	162	56	56	52	52	52	52	215	70	49	49	70	70	70	70	70	B. NOVAK
B. NOVAK	70	70	52	52	56	49	70	70	70	215	23	70	49	23	23	23	23	L. ROGERS
H. FOSTER	7	56	70	70	70	70	49	49	49	49	70	23	23	49	49	49	49	C. O'LOAN
Z. DUNLOP	168	52	49	49	49	56	56	56	56	415	415	84	84	84	84	84	84	S. WARD
S. WARD	84	7	42	40	51	51	51	51	51	56	84	415	415	415	415	415	415	C. SCHAT
C. O'LOAN	49	42	40	51	40	40	40	40	415	415	84	56	56	56	56	56	56	R. STEPHENS
R. MARSHALL	51	49	51	42	42	415	415	40	84	51	51	51	51	51	51	51	51	R. MARSHALL
N. GROTHUES	29	40	29	415	415	84	84	84	40	40	40	42	42	42	42	42	42	B. NINNESS
J. CAMPBELL	52	29	415	29	29	42	42	29	29	42	42	40	40	40	40	40	40	K. ORCHARD
C. SCHAT	415	51	84	84	84	29	29	42	42	331	331	29	29	29	331	29	29	N. GROTHUES
J. CIGLIANO	32	415	241	7	7	7	7	7	7	331	29	29	331	331	331	29	331	J. MITCHELL
R. STEPHENS	56	241	331	331	331	331	331	331	331	7	7	7	7	7	7	7	7	H. FOSTER
L. SAYER	241	71	86	241	241	241	241	241	241	241	241	241	241	241	241	241	241	L. SAYER
B. NINNESS	42	84	7	86	86	86	86	86	86	86	86	86	86	86	86	86	86	J. KIPPS
S. JACKSON	71	331	71	71	71	71	71	71	71	71	71	71	71	71	71	71	71	S. JACKSON
J. MITCHELL	331	86	31	31	31	31	31	31	31	31	31	31	31	31	31	31	31	J. DAVISON
J. KIPPS	86	15	15	15	15	15	15	15	15	15	15	15	15	15	15	15	15	Z. DUNLOP
S. HARDMAN	15	31	21	21	21	21	21	21	21	21	21	21	21	21	168	15	15	S. HARDMAN
L. FOSTER	21	21	168	168	168	168	168	168	168	168	168	21	21	21	21	21	21	L. FOSTER
J. DAVISON	31																	

The results are provisional until the expiration of the time limit for protests and appeals.

*Scott Laing*  
Chief Timekeeper - Scott Laing

*Mark Hancock*  
Race Director - Mark Hancock





**Round 4**  
**Maitland - NSW**  
**25 & 26 May 2024**

**THOR**

**THOR MX1**

**Moto 1**


Date: 25/05/24  
Event: R06  
Weather: Cloudy - Temp: 17.9C  
Track: Good

Started at: 13:30:03  
Laps: 25 Min + 1 Lap  
Starters: 38  
Posted at: 14:06

**PROVISIONAL BEST SECTOR TIMES**

Sector 1			Sector 2			Sector 3			Lap	
Pos	Name	Time	Name	Time	Name	Time	Name	Ideal	Fastest	
1	K. WEBSTER	36.566	L. CLOUT	30.440	N. CRAWFORD	36.850	N. CRAWFOR	1:44.579	1:44.935	
2	N. CRAWFORD	36.678	J. BEATON	30.568	J. BEATON	37.369	J. BEATON	1:44.772	1:44.772	
3	J. BEATON	36.835	K. WEBSTER	30.925	K. WEBSTER	37.568	K. WEBSTER	1:45.059	1:45.614	
4	L. CLOUT	37.373	N. CRAWFORD	31.051	K. GIBBS	37.597	L. CLOUT	1:45.660	1:46.439	
5	L. ROGERS	37.380	K. GIBBS	31.102	L. CLOUT	37.847	K. GIBBS	1:46.111	1:46.499	
6	K. GIBBS	37.412	L. ROGERS	31.284	Z. WATSON	37.878	T. WATERS	1:47.115	1:47.479	
7	T. WATERS	37.762	T. WATERS	31.450	T. WATERS	37.903	L. ROGERS	1:47.387	1:47.567	
8	B. METCALFE	37.828	B. METCALFE	31.457	B. FOX	38.712	Z. WATSON	1:47.491	1:48.256	
9	Z. WATSON	37.835	Z. WATSON	31.778	L. ROGERS	38.723	B. METCALFE	1:48.198	1:48.467	
10	B. MALKIEWICZ	38.170	B. FOX	31.921	M. MOSS	38.903	B. FOX	1:48.806	1:49.210	
11	B. FOX	38.173	J. EVANS	32.026	B. METCALFE	38.913	J. EVANS	1:49.948	1:50.802	
12	J. CAMPBELL	38.201	B. OGNENIS	32.303	L. JACKSON	39.273	J. CAMPBELL	1:50.040	1:51.761	
13	J. EVANS	38.390	L. ZIELINSKI	32.338	J. CAMPBELL	39.304	B. MALKIEWI	1:50.357	1:51.185	
14	L. JACKSON	38.645	B. MALKIEWICZ	32.427	L. ZIELINSKI	39.426	L. JACKSON	1:50.530	1:52.036	
15	M. MOSS	39.018	J. CAMPBELL	32.535	J. EVANS	39.532	M. MOSS	1:50.650	1:50.705	
16	B. OGNENIS	39.156	L. JACKSON	32.612	C. ROSSANDICH	39.595	B. OGNENIS	1:51.339	1:52.692	
17	C. O'LOAN	39.284	C. HOLROYD	32.654	B. MALKIEWICZ	39.760	L. ZIELINSKI	1:51.415	1:51.880	
18	C. ROSSANDICH	39.292	C. ROSSANDICH	32.695	B. OGNENIS	39.880	C. ROSSANDI	1:51.582	1:51.926	
19	B. NOVAK	39.337	M. MOSS	32.729	B. NOVAK	39.886	C. HOLROYD	1:52.278	1:52.362	
20	H. FOSTER	39.397	K. ORCHARD	32.786	S. WARD	39.929	C. O'LOAN	1:52.311	1:52.908	
21	R. MARSHALL	39.401	C. SCHAT	33.036	C. O'LOAN	39.965	B. NOVAK	1:52.474	1:53.384	
22	R. STEPHENS	39.530	C. O'LOAN	33.062	R. STEPHENS	39.975	S. WARD	1:52.771	1:53.833	
23	S. WARD	39.555	B. NOVAK	33.251	C. HOLROYD	39.987	H. FOSTER	1:53.002	1:54.266	
24	C. HOLROYD	39.637	S. WARD	33.287	H. FOSTER	40.035	R. STEPHENS	1:53.162	1:53.483	
25	L. ZIELINSKI	39.651	Z. DUNLOP	33.327	R. MARSHALL	40.580	R. MARSHAL	1:53.338	1:54.004	
26	N. GROTHUES	39.729	R. MARSHALL	33.357	C. SCHAT	40.609	K. ORCHARD	1:53.675	1:54.833	
27	K. ORCHARD	39.994	B. NINNESS	33.532	B. NINNESS	40.770	C. SCHAT	1:53.686	1:54.344	
28	C. SCHAT	40.041	H. FOSTER	33.570	K. ORCHARD	40.895	N. GROTHUE	1:54.561	1:55.679	
29	Z. DUNLOP	40.255	N. GROTHUES	33.637	J. MITCHELL	41.084	B. NINNESS	1:54.792	1:56.208	
30	J. MITCHELL	40.423	R. STEPHENS	33.657	N. GROTHUES	41.195	Z. DUNLOP	1:55.027	1:56.569	
31	B. NINNESS	40.490	J. MITCHELL	34.156	J. KIPPS	41.392	J. MITCHELL	1:55.663	1:55.998	
32	L. SAYER	41.254	L. SAYER	34.675	Z. DUNLOP	41.445	J. KIPPS	1:58.134	1:58.921	
33	J. KIPPS	41.443	S. HARDMAN	34.887	L. SAYER	42.439	L. SAYER	1:58.368	1:59.161	
34	J. DAVISON	41.791	S. JACKSON	35.103	S. JACKSON	42.571	J. DAVISON	1:59.579	2:01.009	
35	S. JACKSON	42.166	J. DAVISON	35.128	J. DAVISON	42.660	S. JACKSON	1:59.840	1:59.981	
36	L. FOSTER	42.756	J. KIPPS	35.299	L. FOSTER	43.316	S. HARDMAN	2:01.357	2:01.357	
37	S. HARDMAN	43.069	L. FOSTER	36.294	S. HARDMAN	43.401	L. FOSTER	2:02.366	2:02.366	

The results are provisional until the expiration of the time limit for protests and appeals.

  
Chief Timekeeper - Scott Laing

  
Race Director - Mark Hancock





**Round 4**  
**Maitland - NSW**  
**25 & 26 May 2024**

**THOR**

THOR MX1

**PROVISIONAL PROGRESSIVE ROUND POINTS**

**THOR MX1**

Pos	No	Name	Machine	Rnd 4 Race 1	Total
1	199	Nathan CRAWFORD	KTM	25	25
2	14	Jed BEATON	Yamaha	22	22
3	4	Luke CLOUT	Kawasaki	20	20
4	5	Kirk GIBBS	GasGas	18	18
5	96	Kyle WEBSTER	Honda	16	16
6	24	Brett METCALFE	Kawasaki	15	15
7	47	Todd WATERS	Husqvarna	14	14
8	8	Zachary WATSON	Husqvarna	13	13
9	81	Joel EVANS	Yamaha	12	12
10	25	Blake FOX	KTM	11	11
11	11	Bailey MALKIEWICZ	Yamaha	10	10
12	102	Matt MOSS	GasGas	9	9
13	162	Luke ZIELINSKI	Husqvarna	8	8
14	38	Bryce OGNENIS	KTM	7	7
15	52	Jyle CAMPBELL	Husqvarna	6	6
16	202	Connor ROSSANDICH	KTM	5	5
17	28	Cooper HOLROYD	Yamaha	4	4
18	215	Liam JACKSON	GasGas	3	3
19	70	Ben NOVAK	Honda	2	2
20	23	Levi ROGERS	Beta	1	1

  
Chief Timekeeper - Scott Laing

  
Race Director - Mark Hancock



[www.computime.com.au](http://www.computime.com.au)  
COMPUTIME RACE TIMING SYSTEMS PTY LTD





**Round 4**  
**Maitland - NSW**  
**25 & 26 May 2024**

# THOR

THOR MX1

## PROVISIONAL PROGRESSIVE CHAMPIONSHIP POINTS

### THOR MX1

Pos	No	Name	Machine	Rnd 1 Wonth.	Rnd 2 Horsh.	Rnd 3 Gillm.	Rnd 4 Race 1	Total
1	14	Jed BEATON	Yamaha	44	47	44	22	157
2	96	Kyle WEBSTER	Honda	50	36	50	16	152
3	199	Nathan CRAWFORD	KTM	32	47	32	25	136
4	4	Luke CLOUT	Kawasaki	31	33	30	20	114
5	5	Kirk GIBBS	GasGas	26	36	32	18	112
6		Dean FERRIS	Yamaha	38	30	36		104
7	47	Todd WATERS	Husqvarna	27	25	36	14	102
8	24	Brett METCALFE	Kawasaki	26	28	26	15	95
9	8	Zachary WATSON	Husqvarna	21	21	18	13	73
10	81	Joel EVANS	Yamaha	20	20	20	12	72
11		Wilson TODD	Honda	36	28			64
12	28	Cooper HOLROYD	Yamaha	15	14	17	4	50
13		Dylan WOOD	Honda		15	22		37
14		Siegah WARD	Honda	13	10	14		37
15	23	Levi ROGERS	Beta	3	16	11	1	31
16	38	Bryce OGNENIS	KTM	6	15	3	7	31
17	162	Luke ZIELINSKI	Husqvarna	14	5		8	27
18		Cody O'LOAN	Honda	7	5	10		22
19		John DARROCH	Yamaha	13		5		18
20	202	Connor ROSSANDICH	KTM		3	9	5	17
21		Sam LARSEN	Yamaha	2	3	9		14
22		Ricky LATIMER	Yamaha	13				13
23	25	Blake FOX	KTM				11	11
24	11	Bailey MALKIEWICZ	Yamaha				10	10
25	215	Liam JACKSON	GasGas			7	3	10
26	102	Matt MOSS	GasGas				9	9
27		Robbie MARSHALL	Husqvarna	1		7		8
28	52	Jyle CAMPBELL	Husqvarna				6	6
29		Braeden KREBS	Yamaha		4			4
30		Cody SCHAT	KTM			3		3
31		Lochie LATIMER	Yamaha	3				3
32	70	Ben NOVAK	Honda				2	2
33		Joel PHILLIPS	Husqvarna	1				1
34		Kye ORCHARD	Yamaha		1			1
35		Navrin GROTHUES	Yamaha			1		1

Chief Timekeeper - Scott Laing

Race Director - Mark Hancock



[www.computime.com.au](http://www.computime.com.au)  
COMPUTIME RACE TIMING SYSTEMS PTY LTD





**Round 4**  
**Maitland - NSW**  
**25 & 26 May 2024**

**THOR**

**THOR MX1**  
**Moto 1**

Date: 25/05/24  
 Event: R06  
 Weather: Cloudy - Temp: 17.9C  
 Track: Good

Started at: 13:30:03  
 Laps: 25 Min + 1 Lap  
 Starters: 38  
 Posted at: 14:06

**PROVISIONAL RACE INFORMATION**

Time	Description
13:25:02	SIGHTING LAP STARTED
13:30:03	Event Start
13:30:32	Rider 199 (Nathan CRAWFORD) HOLE SHOT
13:33:24	Rider 32 (Joel CIGLIANO) CRASHED - RETIRING
13:58:19	Chequered Flag
14:01:17	Event Finish

The results are provisional until the expiration of the time limit for protests and appeals.



*Scott Laing*  
 Chief Timekeeper - Scott Laing

*Mark Hancock*  
 Race Director - Mark Hancock

[www.computime.com.au](http://www.computime.com.au)  
 COMPUTIME RACE TIMING SYSTEMS PTY LTD

